


Name _____

Date _____



- Please visit www.worksheetsandwalkthroughs.com for a complete walkthrough of this worksheet and topic.


Place Value: Making Sense of Decimals to the Thousandths

**You may want to print multiple copies of p. 2-4*

1. Shade in the following decimals on the Tenths Grid.
 - 0.1
 - 0.7
 2. Shade in the following decimals on the Hundredths Grid.
 - .01
 - .07
 - .10
 3. Shade in the following decimals on the Thousandths Grid.
 - .001
 - .007
- ❖ **OPTIONAL ACTIVITY:** Make multiple copies of the Tenths, Hundredths, and/or Thousandths Grids for your class. Have the students shade in random or assigned decimals. Then, have the students order the decimals on a human number line. Enjoy!

Name _____

Date _____




Tenths Grid


--	--	--	--	--	--	--	--	--	--

Name _____

Date _____



Thousandths Grid



Name _____

Date _____